



**Christian Sexuality Education Lesson Plan**  
**Grade 4-6: Christian Identity**

	Grade 4	Grade 5	Grade 6
1A: God's creation	<b>Major</b>	Minor	<b>Major</b>
1B: What is the image of God	Minor	<b>Major</b>	Minor
1C: Self-worth	<b>Major</b>	Minor	<b>Major</b>
1D: God created me Holy	Minor	<b>Major</b>	<b>Major</b>

**1. Lesson sub topics**

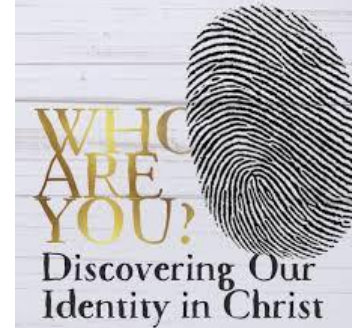
- **Who** am I? I am the child of God.
- **What** is my value? I am unique, valuable and loved by God.
- I am created in God's image.
- My body is a gift from God.
- My gender is God's choice (God created Man and Woman / Male and Female).
- God is my shepherd; I will follow his way.
- Redemption cleanses me.
- The Bible is my manual for life and living.
- **How** can this change my life?

## 2. Lesson Objectives

By the end of this lesson, you will be able to:

- Know **Who** you are; your identity.
- Explain your precious value as a **child of God**.
- Understand what it means to be created in the image of God.

Review that you have the spirit of God; not like animals or plants.



## 3. Servants' resources/references

- Bible.
- Curriculum guidelines.
- Listening to sermons regarding Christian Identity for servants' awareness.
- <https://upperroommedia.org/topics?sapurl=Lys2ZTcxL2xiL2xpLys2aGp0ZGhqP2JyYW5kaW5nPXRYdWUmZW1iZWQ9dHJ1ZQ==>
- Book: Who am I? Identity in Christ. By Jerry Bridges.
- Online: Videos / songs

## 4. Lesson Content and timing

**Red: Sub-topic**

**Green: Open ended question for the students.**

**Blue: Conclusion**

**Purple: Verses within the lesson**

Reminder the children to listen Attentively.

**What does that mean?** Attentively means listening with your (Mind, ears and eyes)


### A. Review Previous lessons (5 Min.)

N/A

### B. Opening / Icebreaker (5 Min.) Different for each grade: Example:

**G4:** Present on the screen a picture with some people, they are thinking about themselves. Ask:

- 1) How would people describe them?
- 2) What do you think God thinks of them?
- 3) Ask each one to say one word to describe themselves.



**G5:** Boggle: What words can you make from these letters:

GES JOURNAL TLV (God, Jesus, Love, Repent)

GES JOURNAL TLV

**G6:** Ask for volunteers to share how they feel about:

- What do people think of me?
- What do I think of myself?
- What do I do and what have I achieved?

### C. Present the new information/lesson Outline (40-45 Minutes)

#### **Section I (10-15 Min.):**

##### **1A: God's creation:**

**Why did God create us?**

Because he loved us and wanted us to live with him.

**Who did God Create when he created humans?**

Adam & Eve

Male & Female

Man & Woman (2 mature wise adults)

## Husband & Wife (United and blessed by God)

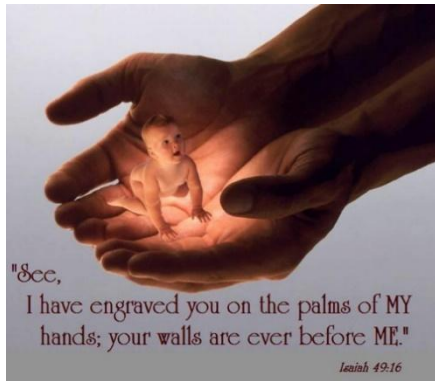
So, when God creates each one of us:

First, He chooses our Gender (Male or Female) → And then creates our bodies accordingly.

When the baby is born → Right away the doctor knows if that baby is a boy or a girl (Male or a female).

The gender is printed in every cell of the human body.

***If the servant got asked about gender diversity, please refer to the healthy relationships lesson plan.***



## Why do you think God created a male and a female?

God created man and woman different in their shape, their body and in their way of thinking.

That way they can help each other and complete one another.

God Created me  
I am very valuable  
**Identity: I am the Child of God**  
Loved by God  
Forgiven  
Unique  
(I have a unique personal relationship with God)

**The objective of this point → Build on the idea of “God is the Creator and He created a man and women” and help kids realize that their gender is a choice of God. Point out that man and women are not identical, however, they are created equally.**

**1B: What is the image of God:**

**Does anyone really know what God looks like?**

No, so that verse did not mean our body image.

**So, what does it mean: “The image of God?”**

The Bible describes God in so many words including:

Holy, Pure, Righteous, “The Truth” ...etc.

**So, these are some of the virtues that God created us with, to be in His own image!**



Not only do we need to keep our bodies safe and healthy.

We also need to keep our spirit and mind safe and healthy.


**How do we keep our Spirit Healthy?**

- Feel the presence of God:  
We form a friendship with God.

Talk to Him about our day.

Thank Him for our blessings (big or small).

Ask Him to guide us to the right way.



**F: Fully  
R: Rely  
O: On  
G: God**

- Live to the true meaning of “Thy will be done”. Submit to God’s will, when things do not go our way even though we did the best we could, we must be of good cheer because God is preventing something bad from happening to us.
- Ask your father of confession for spiritual exercises to help you experience God.

- Follow our church Belief System:  
Go to Church

Read the Bible

Partake in communion

(Our reference = Our Manual)



- When in doubt, ask the right people:

**Who do we ask?** A trusted Adult.

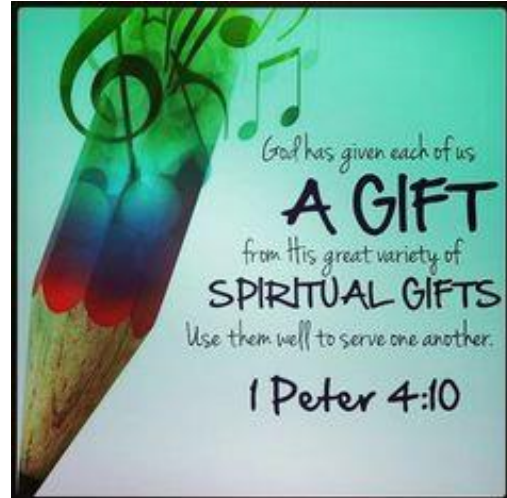
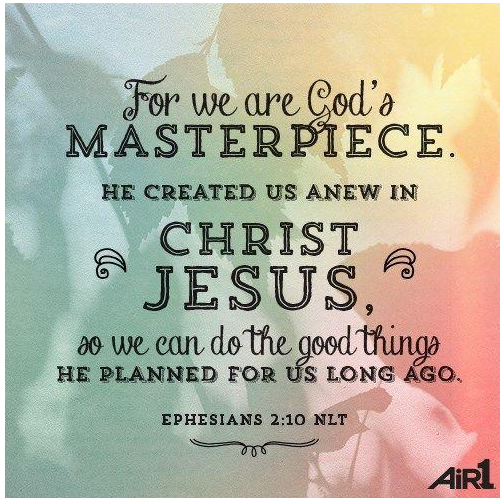
**Like who?** Our parents, our priest at church, Sunday school servant ...etc.

**Do we ask a friend?** No

**Why?** They are still young like us; they haven't had enough time to read and understand all of the Bible or have the right experiences to give us advice.

**The objective of this point → Build on the idea of “we are not just materialistic animals but also have a spirit and logic (ability to think through things and make decisions to act)” and help kids start working on their personal relationship with God.**

## 1C: Self-worth:



God gave us many talents and spiritual gifts...Each and every one of us is different, unique and valuable to God.

When we put an effort and do something good → We Thank God.

If we do something wrong (Which we all do) → God gave us a way back → Repent & Confess (apologize and ask for help to not make the same mistake again).

These are the moments in our lives that we feel God's grace, love and forgiveness.

### God is forgiving

My mistakes, my sins, my past does not define my Identity...It all depends on what we choose to do from there.

God gave me talents – *"I can do all things through Christ" (Philippians 4:13)*

God loves me – *"I have loved you" (Isaiah 43:4) "with an Everlasting love" (Jeremiah 31:3)*

**The objective of this point → Build on the idea of self-acceptance and guide kids to start the habit of putting God first, He is the source of their value and their success and also when we do something wrong, we don't over blame ourselves because God's love to us is not changeable.**

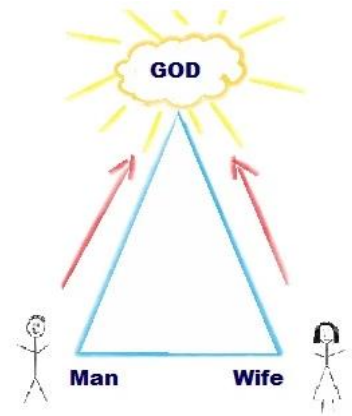
### Section II (15 Min.):

Servants can use this section for an activity/video of choice (Please refer to the group activity section or Video of choice.)

### Section III (15 Min.):

#### 1D: God created me Holy:

God planned marriage so that husband and wife enjoy Holy unity emotionally, spiritually, and physically.



- **What do we do when someone gives us a gift?**

We Keep the gift because it is precious, we protect it and be thankful for it.

- **Our Body is a gift from God, what do we do to protect that gift?**

Shower, brush, eat healthy, sleep, exercise.

- **What are the different parts of the body that God created for us?**

Arms, Legs, brain, private parts...(the parts that our bathing suits cover up)

God gave us all of our body parts including private parts that we need to protect as well, every part of our body has a purpose.

- **What do we do when we go to the bathroom?**

We make sure we have privacy, and make sure that the door is closed.

- **What do we do if someone tries to touch our private parts?**

We say NO and stop them immediately, without being shy or afraid...We find a trusted adult and ask for help:

a teacher, our parents ... etc.

**The objective of this point → Build on the balanced idea about the flesh and help children understand God's original plan for sexuality.**

#### Verse of the day:

**G4:** "But as many as received Him, to them He gave the right to become children of God, to those who believe in His name." **(John 1:12)**

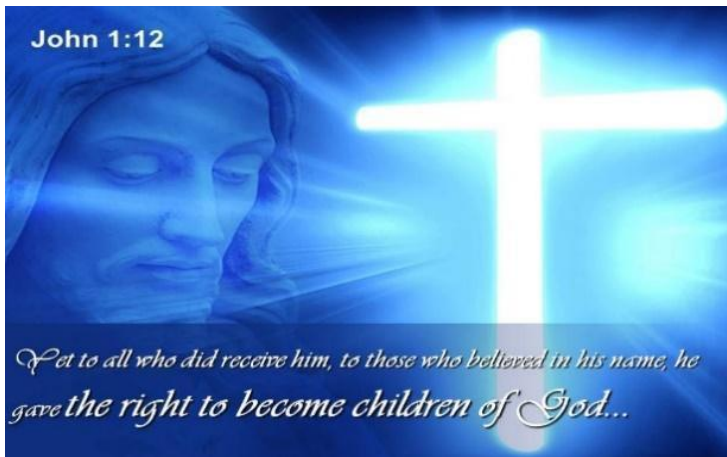
**G5:** "Before I formed you in the womb, I knew you; Before you were born, I sanctified you."  
**(Jeremiah 1:4-5)**

**G6:** "Since you were precious in My sight, you have been honored, and I have loved you."  
**(Isaiah 43:4)**

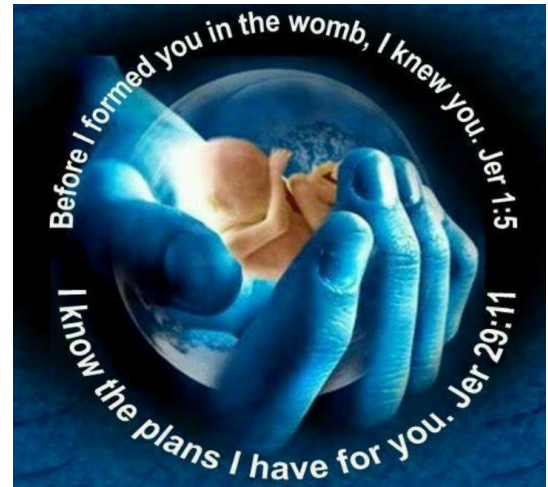


(Printable for giveaways)

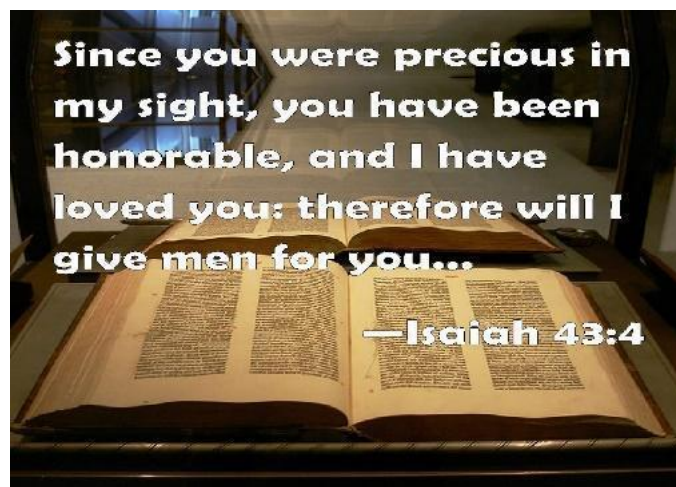
**G4:**



**G5:**



**G6:**



## D. Lesson review and what did you learn in the session? (5 Minutes)

### Review

- What is the meaning of Identity?
- How to keep our spirit Healthy?
- What defines my Identity?
- FROG?

### Questions:



## E. Prayer:

*Heavenly Father,*

*I pray to be fully alive to my true Identity in You. Help me stand in Your truth and guard my heart.*

*Teach me to hear your voice.*

*Thank You that I am made in Your image.*

*Thank You that I am Your child.*

*Thank You that I am Holy and forgiven.*

*Thank You for my Identity in you.*

*Help me to live out this truth in my life every day.*

*Please hear us when we say: Our Father...Amen*

## 5. Practical application of the lesson to SSSs lives

- When we go to the bathroom what do we do?
- If someone tries to touch us inappropriately, what do we do?

- In a swimming pool, how do you stay safe? What to wear? And do not get too close.

## 6. Videos for each Grade

Servant should introduce the video, ask students to listen carefully and set some expectations for a discussion after watching the video.

### G4: YouTube: Identity Who am I? (1A)

<https://youtu.be/tUJeOb1-mZ0>

### G5: YouTube: Who I Am (Know Your Identity in Christ) (1A)

<https://www.youtube.com/watch?v=YkM3-495LHw>

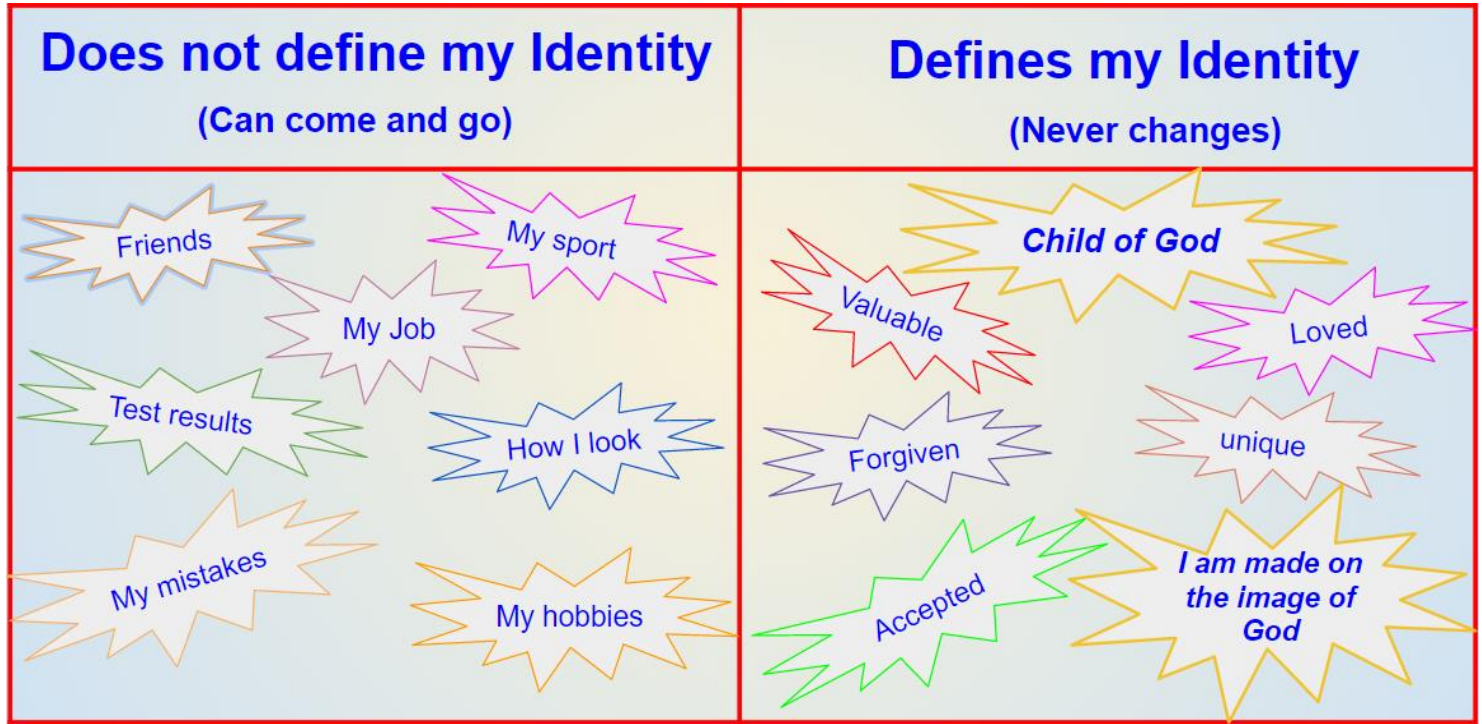
### G6: YouTube: Identity in Christ

<https://youtu.be/u0wgggyu9cqA>

## 7. Group Activity

### G4: Defines VS does not define my Identity

Pick words and get the kids to choose if that would define or not define our Identity.



**G5: Who I am**

Let the Team stand up and assign a number for each student.

Explain that all the team will say the “team part” out loud.

Each student will read the “Solo” part for the number that they were assigned.

Please find the full version in the Handout document

<b>Team</b>	<b>Solo</b>	<b>Team</b>
Who am I?	1. I am unique, valuable & loved	by God
Who am I?	2. I use the bible as my reference and Guide written	by God
Who am I?	3. I am the child	of God
Who am I?	4. I am Christian loved	by God

Who am I?	5. I have been accepted, forgiven and redeemed	by God
Who am I?	6. My body is a gift to me	From God
Who am I?	7. I seek the guidance (The lord is my Shepherd)	of God
Who am I?	8. I can do everything with the help	from God
Who am I?	9. I am made on the image	of God
Who am I?	10. I choose the narrow gate leading	To God

Provide each child with a colored marker (May be assign one of the children to distribute them):

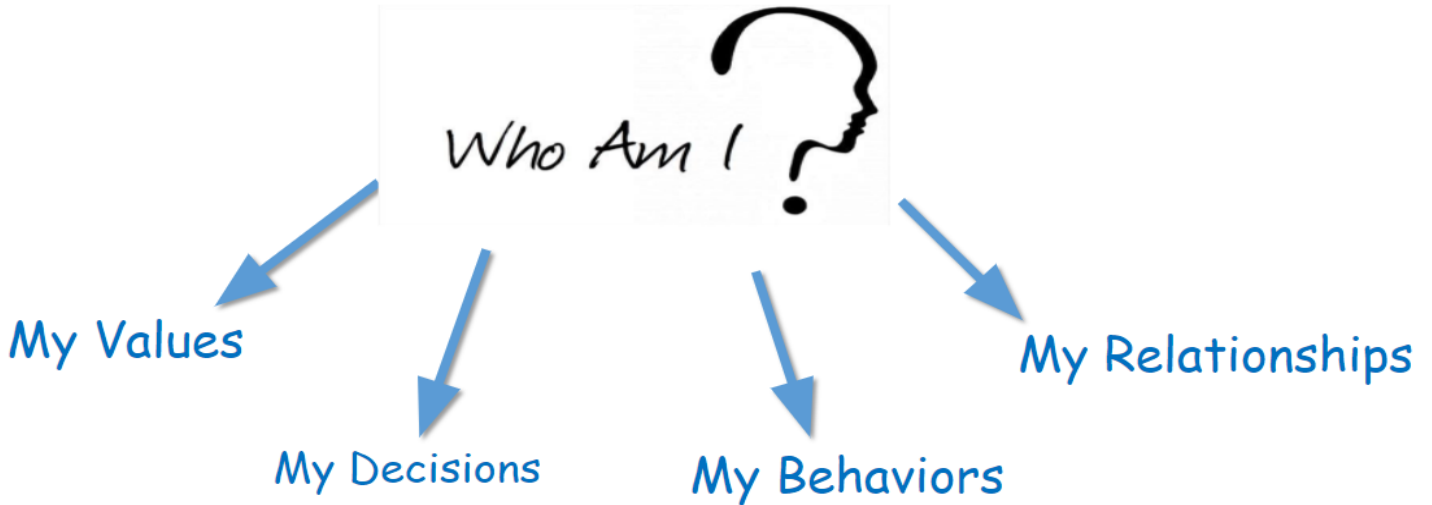
Give the option to children, for whoever wishes to sit on the floor to complete this activity...Have a calm positive environment by running the song (I am the child of God) in the background.

*Please choose a Motto from the list of pillars above and write it in the white space in your fingerprint below:*



**G6: Brainstorm**

## How Knowing my Identity can help me?



**8. Home Activity with mom/dad**

**G4/G5/G6: Find the verse:**

With the help of mom and dad, try to find verses in the bible for each of the following:

I am unique and valuable
I am the child of God
I am loved by God
I have been accepted, forgiven and redeemed by God
My body is a gift to me from God
I seek the guidance (The lord is my Shepherd) from God
I can do everything with the help of God
I am made on the image of God